

THE UNITED REPUBLIC OF TANZANIA
NATIONAL EXAMINATIONS COUNCIL OF TANZANIA
CERTIFICATE OF SECONDARY EDUCATION EXAMINATION

036/2

INFORMATION AND COMPUTER STUDIES 2


(For Both School and Private candidates)

Time: 3 Hours

Year: 2020

Instructions

1. This paper consists of **three (3)** questions.
2. Answer any **two (2)** questions.
3. Each questions carries **twenty five (25)** marks.
4. Cellular phones, and any unauthorized materials are **not** allowed in the examination room.
5. Write your **Examination Number** on every page of your answer booklet (s).



1. Malaria is an endemic disease which kills many people in East Africa. Tanzania as one of the East African countries is planning to design a web page in which people from different regions will get online services about Malaria. Assume that you are one of the IT experts in Health Information System responsible for designing a simple online program which will help patients to get fast online treatment:

(a) Create the following interface by using basic HTML codes. (HINT: Use table to create the interface).



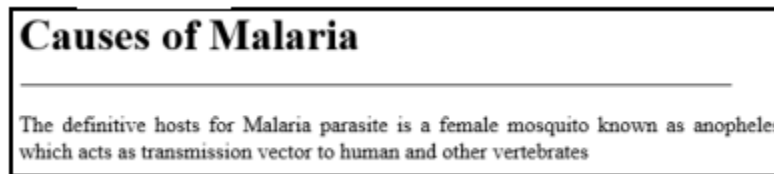
Interface description:

- The table height and width should be 300 and 250 respectively.
- The font style, size and color of the words „Online Doctor“ should be magneto, 15 and green respectively.

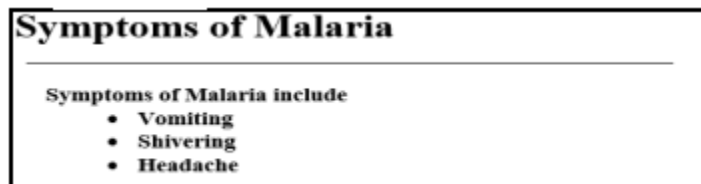
- You can use any picture with the height 200 and width 250.
- The font style and size of the words „Join Us Now!!!“ should be Lucida Handwriting and 15 respectively.

(b) Activate the links “Causes of Malaria” and “Symptoms of Malaria” in the interface created in part (a) so that when the patient clicks them, they will display the following explanations on the separate page.

i) The following page will be displayed after clicking “Cases of Malaria” link.



ii) The following page will be displayed after clicking “Symptoms of Malaria” link.



Note: The size of the heading for each page should be h2

(c) Activate link “Join Us Now!!!” so that when the patient clicks it will display the following form which enables the patients to fill their details.

Add your particulars!

Patient Name

Country name

Tanzania
 Kenya
 Uganda

Gender ☐ Male ☐ Female

2. The Good One is a company that produces building materials and keeps its details in a computerised database called WORKERS. The following tables contain detailed information obtained from the database. Study the tables and answer the questions that follow:


Employees

EmployeeID	Employee Na	Department	Job Title	Salary
1002	Jaffrey Sadikieli	Business	Salesman	540000
1005	Paul Michael	Technical	Analyst	497000
1009	Mariam Hamza	Technical	Analyst	435000
1011	Kassim Ally	Business	Salesman	950000
1023	Daima Jerome	Operations	Manager	970000
1034	Teddy Jackson	Accounting	Manager	850000
1057	Joseph Stephen	Business	Analyst	842000
1061	Patricia Alex	Technical	Manager	750000

Departments

DeptCode	EmployeeID	Department Name	Location
45	1034	Accounting	Kigoma
50	1002	Business	Mwanza
55	1005	Technical	Mtwara
60	1011	Business & Accounting	Mbeya
65	1023	Operators	Tanga

- (a) Create a database that contains Employees and Department tables.
 - (b) Create a form for each table and use it to enter the records in the Employees and Department tables. Save the forms as Empform and Depform respectively. (HINT: use form wizard to create forms).
 - (c) Validate the location field in the Department table so that users can select the regions in a list instead of typing when adding a new field.
 - (d) Use the appropriate primary and foreign keys to create the relationship between the two tables. Enforce referential integrity between the tables.
 - (e) Create a report that displays the Employee Name, Job Title, Department Name and Salary. Group by „Job Title“ and save the report as EmpReport.
 - (f) Print your work.
3. High Pressure Jogging Club wants to add new members for their good health. As a secretary of the club, you are required to design a form and an ID card for the new members.
- (a) Use a Microsoft Publisher to create the following form. Save it as Jogging club.

HIGH PRESSURE JOGGING CLUB	
MEMBERSHIP APPLICATION FORM	
SURNAME	<input type="text"/>
INITIALS	<input type="text"/>
ADDRESS	<input type="text"/>
TEL. No	<input type="text"/>
SEX MALE/FEMALE (Please delete)	DATE OF BIRTH <input type="text"/>
	
SUBSCRIPTION FEE	
<input type="radio"/> YOUNG PEOPLE	£5
<input type="radio"/> ADULT	£20
<input checked="" type="radio"/> UNWAGED	£10
<input type="radio"/> HONORARY MEMBER	NONE
<input type="radio"/> LIFE MEMBERS	NONE
<p>THE HP JOGGING CLUB</p> <p>The HP jogging club has different classes of membership, ie. Young people, adult, unwaged, honorary members and life members. Each membership class pays an appropriate subscription fee.</p>	
SIGN _____	DATE _____

Form descriptions:

- The font type and size of the heading “HIGH PRESSURE JOGGING CLUB” should be Arial and 18 respectively.
- The font type and size of the texts “MEMBERSHIP APPLICATION FORM” should be Franklin Gothic Heavy and 12 respectively.
- The font type and size of the texts “THE HP JOGGING CLUB” should be Cambria and 12 respectively.
- The font type and size of the texts “MALE/FEMALE” should be

Freestyle Script and 16 respectively.

- The font type and size of other texts should be Franklin Gothic Book and 16 respectively.
- You can use any picture and border available in your computer.

(b) Create the following Identity Card using the Microsoft Publisher. Save it as Smartcard:



THE HP JOGGING CLUB

HIGH PRESSURE JOGGING CLUB

Membership Card

NAME _____

MEMBERSHIP NUMBER _____

DATE ISSUED _____

Member's Signature _____

Card descriptions:

- The font type and size of the texts “HIGH PRESSURE JOGGING CLUB” should be Book Antiqua and 20 respectively.
- The background colour for the texts “HIGH PRESSURE JOGGING CLUB” should be orange.
- The font type and size of the texts “THE HP JOGGING CLUB” should be Cambria and 12 respectively.
- The font type and size of the texts “Menbership Card” should be Bauhaus 93 and 12 respectively.

- The font type and size of the “Member’s Signature” should be Lucida Handwriting and 16 respectively.
- The font type and size of other texts should be Calibri and 16 respectively.
- You can use any picture and border available in your computer.

(c) Print your work