.THE UNITED REPUBLIC OF TANZANIA
NATIONAL EXAMINATIONS COUNCIL
CERTIFICATE OF SECONDARY EDUCATION EXAMINATION

084

ELECTRICAL DRAUGHTING
(For Both School and Private Candidates)

TIME: 3 Hours *Monday, 12th October 2009 p.m.*

Instructions

1. This paper consists of **six (6)** questions.
2. Answer question **number 1** and any other **three (3)** questions.
3. Question number 1 carries 40 marks while the other questions carry 20 marks each.
4. Electronic calculators are **not** allowed in the examination room.
5. Cellular phones are **not** allowed in the examination room.
6. Write your **Examination Number** on every page of your answer booklet(s).

This paper consists of 5 printed pages.

tato print uk

Find more free educational resources at:
http://maktaba.tetea.org

Scanned by CamScanner

1. Draw an isometric drawing from the given views of a casting as shown below. Use a full size scale. All dimensions are in mm.

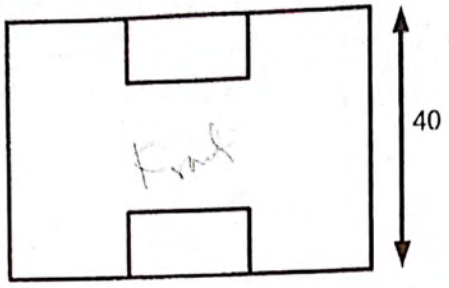



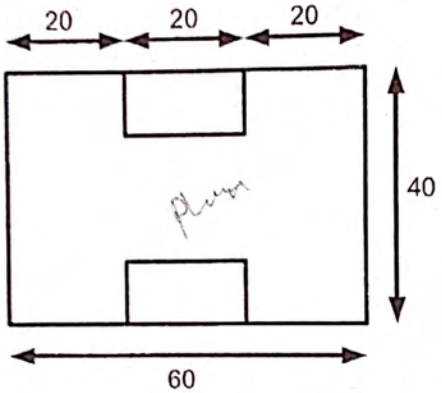

2. (a) Draw the transistor configuration circuits.

(b) Sketch the following wave forms.

(i) Modulated waveform.

(ii) Demodulated wave form (signal).

3. (a) Draw symbols to represent the following:

(i) Electric heater

(ii) Electric buzzer

(iii) Bell transformer

(iv) Lamp

(v) Switch with pilot.

tata print uk.

Find more free educational resources at:
http://maktaba.tetea.org

Scanned by CamScanner

(b) Sketch the equivalents of the following jointed gate circuits.

(i)



And gate / Nand gate

(ii)



Or gate / Nand gate

(iii)

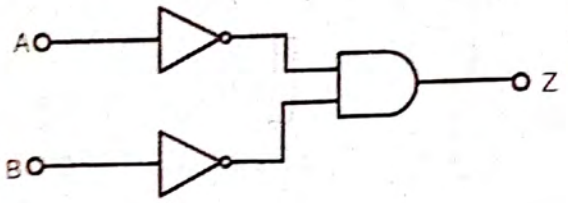

Two Nand gate / or and gate

(iv)

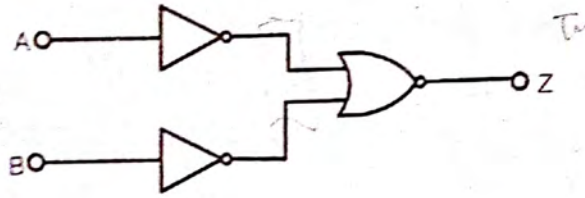

Two Nand / Nor gate

4. (a) What is electrical draughting? – It is the subject which deals with the amount of ~~electricity~~ electrical.

(b) Draw a line segment.

(c) Draw a simple circuit diagram of two pilot lamps which can light both bright and dim light periodically.

(d) Sketch the circuit diagram of the wiring diagram below.

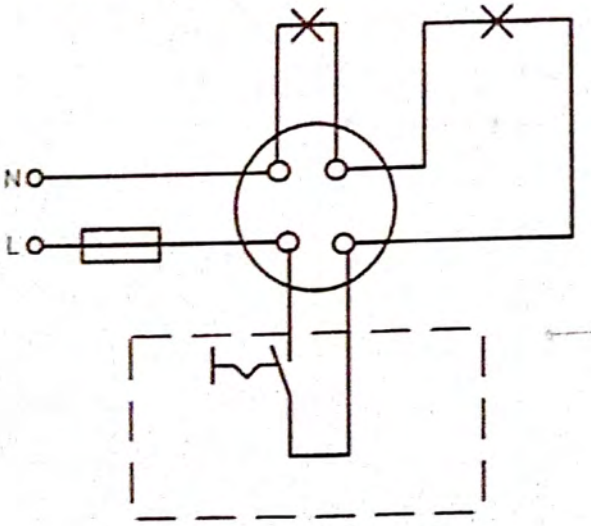

Find more free educational resources at:
http://maktaba.tetea.org
Scanned by CamScanner

5. (a) List five (5) principle types of diagrams.

(b) The figure below shows a drawing of a transistor amplifier with components superimposed upon components on the printed circuit board (pcb). Draw a circuit diagram of this amplifier and identify its input and output terminals.

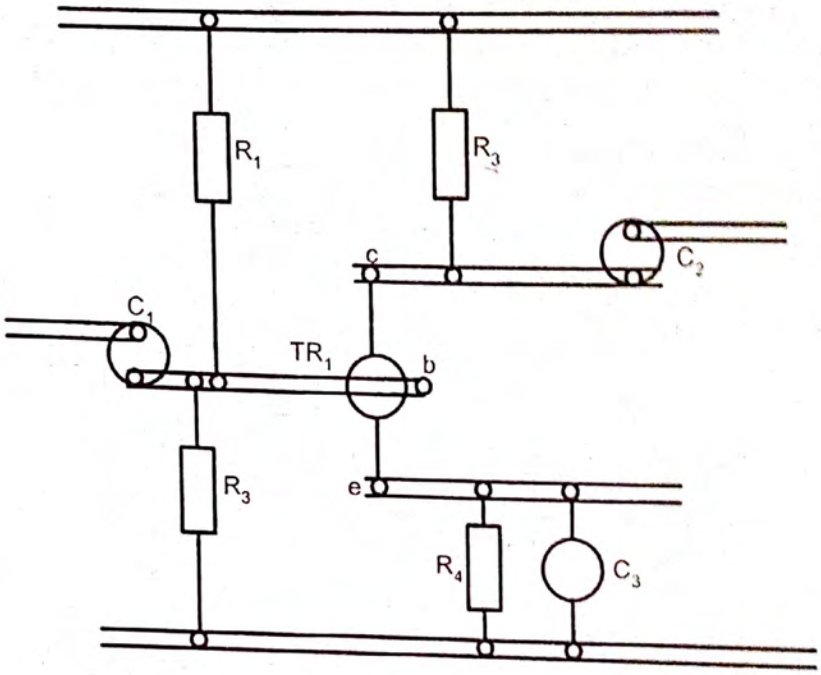

6. (a) Draw the conventional figures of the following items:

(i) Interrupted round (solid)

(ii) Interrupted round (tabular)

(iii) Square shaft

(iv) Straight knurling

(v) Diamond knurling

(vi) Ball or roller bearings.

tetea print uk

Find more free educational resources at:
http://maktaba.tetea.org

Scanned by CamScanner

pitch circle diameter

(b) Write the meaning of the following abbreviations:

(i) CSK HD Counter sunk head ahead

(ii) AF accrowtful

(iii) HEX HD Hexagon head

(iv) PCD Pitch circle diameter

(v) SPEC Special

(vi) S'FACE Spot face

(vii) LG Logic

(viii) DRG. drawing

Diagram drawing

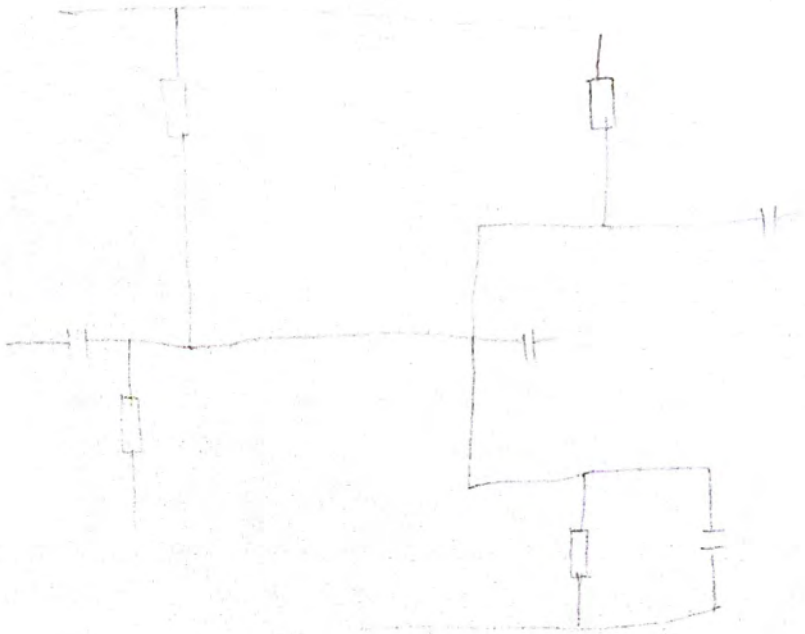

Find more free educational resources at:
http://maktaba.tetea.org

Scanned by CamScanner