

Candidate's Examination Number \_\_\_\_\_

**SMZ**

**ZANZIBAR EXAMINATIONS COUNCIL  
FORM THREE ENTRANCE EXAMINATION**

**044**

**BIOLOGY**

**TIME : 2.30 HOURS**

**THURSDAY 6<sup>TH</sup> DECEMBER 2018 a.m.**

**INSTRUCTIONS TO CANDIDATES**

1. This paper consists of **THREE (3)** sections A, B and C.
2. Answer **ALL** questions in section A and B, and any **TWO (2)** questions in section C. Question **NINE (9)** is compulsory.
3. Write your examination number in each page.
4. Use **blue or black pen** in writing. The diagrams must be drawn in pencil.
5. Write your answers in the spaces provided.
6. Cellular phones are not allowed in the examination room.

<b>FOR EXAMINER'S USE ONLY</b>		
<b>QUESTION NUMBER</b>	<b>MARKS</b>	<b>SIGNATURE</b>
<b>1.</b>		
<b>2.</b>		
<b>3.</b>		
<b>4.</b>		
<b>5.</b>		
<b>6.</b>		
<b>7.</b>		
<b>8.</b>		
<b>9.</b>		
<b>10.</b>		
<b>11.</b>		
<b>TOTAL</b>		

**This paper consists of 14 printed pages**

**SECTION A: (30 Marks)**

**Answer ALL questions in this section**

1. Choose the correct answer and write its letter in the table below.
  - i. The first step in the scientific method  
A: Practicing assertiveness                      B: Asking questions  
C: Formulating hypothesis                      D: Identifying the problems
  - ii. It is used to clean wounds so as to kill germs  
A: Antiseptic      B: Painkiller      C: Plaster      D: Gauze
  - iii. The container which contains the dangerous substance that may cause death, is labelled as  
A: Corrosive      B: Flammable      C: Radioactive      D: Toxic
  - iv. The ability of the human body to resist infections by disease causing organisms  
A: Vaccination      B: Immunity      C: Infection      D: Sterilization
  - v. The organism which is a decomposer  
A: Grass              B: Fungi              C: Algae              D: Spirogyra
  - vi. Planting trees to replace those that have been cut  
A: Desertification      B: Afforestation      C: Reforestation      D: Deforestation
  - vii. The structure which is used for movement in Amoeba  
A : Cilia              B : Pseudopodia              C : Flagellum              D : Fimbriae
  - viii. A type of malnutrition which is caused by protein deficiency  
A: Rickets      B: Marasmus              C: Constipation      D: Kwashiorkor

ix. Part of the leaf which maximizes absorption of sunlight and carbon dioxide

- A: Lamina      B: Midrib      C: Petiole      D: Apex

x. The organ for gaseous exchange in fish

- A: Lung      B: Trachea      C: Skin      D: Gills

**ANSWERS**

i	ii	iii	iv	v	vi	vii	viii	ix	x

2. Match the items from **LIST A** with the response in **LIST B** by writing the letter in the table below.

<b>LIST A</b>		<b>LIST B</b>	
i.	A basic principle of waste disposal	A.	Solid wastes
ii.	Materials that are no longer needed	B.	Land fill
iii.	Home garbage, used plastic bottles, broken glasses	C.	Incinerator
iv.	Equipment used in burning waste materials	D.	Pit latrine
v.	Handling containers used so as to reduce waste	E.	Wastes
vi.	A toilet made by digging a hole in the ground	F.	Woven bags
vii.	Old clothes, old furniture, leftover food and sewage	G.	Recycling
viii.	Wastes that can be decomposed by bacteria	H.	Gaseous wastes
ix.	Medical wastes that can transmit infections and diseases	I.	Incubator
x.	Regular collection of wastes by trucks to the dumping sites	J.	Plastic bags
		K.	Household wastes
		L.	Biodegradable
		M.	Tipping
		N.	Compost heaps
		O.	Biohazards
		P.	Tissue paper

**ANSWERS**

LIST A	i	ii	iii	iv	v	vi	vii	viii	ix	x
LIST B										

3. Read the sentences below very carefully, and then fill the blank spaces. Use one word for each space.
- a) In 1665 Robert Hooke designed a \_\_\_\_\_.
  - b) The two basic types of cells are \_\_\_\_\_ and \_\_\_\_\_.
  - c) The cell organelles are suspended in the \_\_\_\_\_.
  - d) The nucleus is made of a fluid called \_\_\_\_\_.
  - e) Smooth endoplasmic reticulum is the site for the manufacture of \_\_\_\_\_.
  - f) The inner folds of mitochondria are called \_\_\_\_\_ and these are the sites of \_\_\_\_\_.
  - g) The green pigment in plants is \_\_\_\_\_. It is found in the cell organelle called \_\_\_\_\_.

**SECTION B: (50 Marks)**

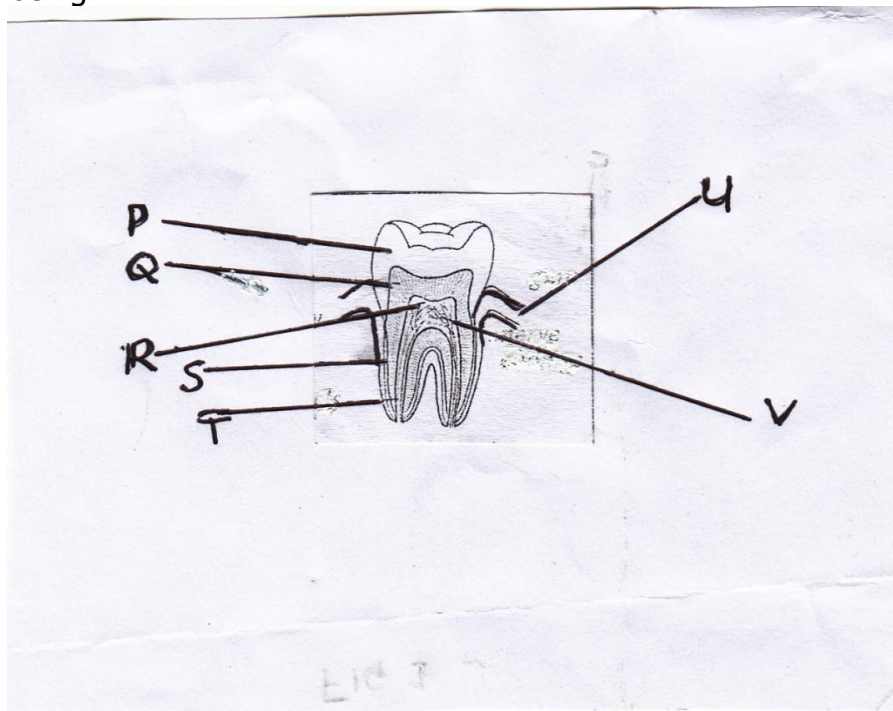
**Answer ALL questions in this section**

4. a) List down any three (3) disorders of the digestive system
- i) \_\_\_\_\_
  - ii) \_\_\_\_\_
  - iii) \_\_\_\_\_

b) Write any three (3) differences between the human digestive system and the ruminant digestive system

Human digestive system	Ruminant digestive system
i)	
ii)	
iii)	

c) i) Label the parts shown on the cross section of the tooth of the human being



P \_\_\_\_\_

Q \_\_\_\_\_

R \_\_\_\_\_

S \_\_\_\_\_

T \_\_\_\_\_

U \_\_\_\_\_

V \_\_\_\_\_

ii) Identify the type of the tooth above

---

---

5. a) Mention two (2) ways in which food nutrients and energy flow within the organisms

i) \_\_\_\_\_ ii) \_\_\_\_\_

b) Show diagrammatically the representation of the different trophic levels

c) State two (2) forms of the close association between organisms in symbiosis

i) \_\_\_\_\_ ii) \_\_\_\_\_

d) Contrast between predation and competition

---

---

---

---

6. a) Define blood transfusion. \_\_\_\_\_

\_\_\_\_\_

b) List any two (2) precautions taken during blood transfusion

i) \_\_\_\_\_

ii) \_\_\_\_\_

c) Mention any two (2) reasons for a patient to have blood transfusion.

i) \_\_\_\_\_

ii) \_\_\_\_\_

d) In a table below put a tick (✓) where the blood is compatible and a star (\*) where the blood is incompatible to the donor and recipient.

Donor's blood group	Recipient's Blood group		
	A	AB	O
A			
AB			
O			

7.a) i) Mention any four (4) items that are found in the first aid kit

\_\_\_\_\_

\_\_\_\_\_

ii) State the use of each item you mentioned above in (7a)(i)

\_\_\_\_\_

\_\_\_\_\_

\_\_\_\_\_

\_\_\_\_\_

- b) Study the list of the following insects  
mosquitoes, bees, tse tse flies, wasps, hornets, ants  
Identify the stinging insects and the biting insects by filling in the table

Biting insect	Stinging insect

- c) When you were playing football, your friend fell down and had a bruise on his arm. Outline three steps on how to give him first aid.

- i) \_\_\_\_\_
- ii) \_\_\_\_\_
- iii) \_\_\_\_\_

8. a) Draw the labelled basic structure of a bacterium

- b) Name the structure that is used for

i) Movement \_\_\_\_\_.

ii) Attachment \_\_\_\_\_.



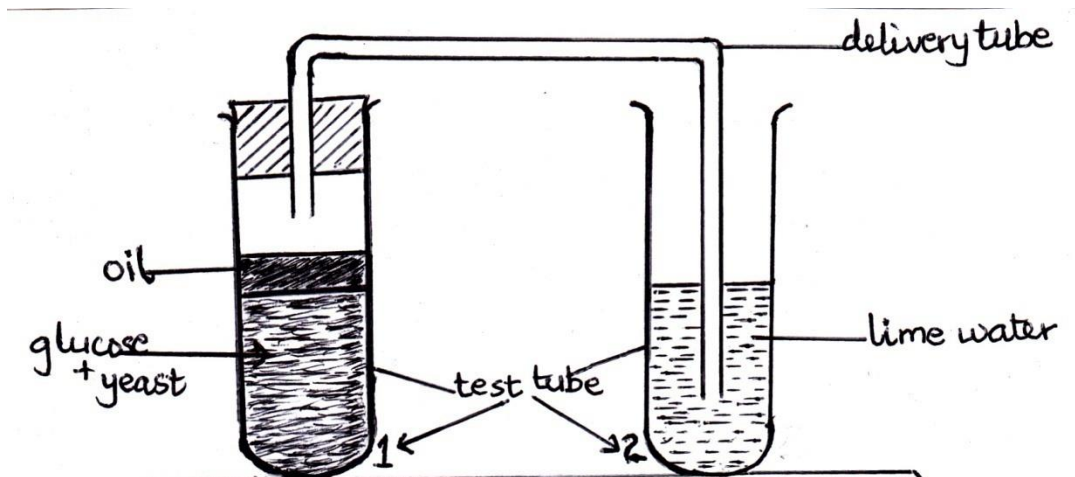
- c) Name the kingdom whereby the bacteria belongs \_\_\_\_\_.
- d) i. Mention the bacteria that cause Cholera \_\_\_\_\_.
- ii. What is the shape of that bacteria causing Cholera? \_\_\_\_\_.
- iii. What is the name of scientific study of bacteria? \_\_\_\_\_.

**SECTION C: (20 Marks)**

**Answer any TWO (2) questions.**

**Question 9 is compulsory. Answer either 9a or 9b.**

9. a) The diagram below shows the process of anaerobic respiration in yeast. Study it then answer the questions



- i) Point out the use of oil in the experiment in the test tube number **1**
- \_\_\_\_\_
- ii) Predict what will happen to the lime water at the end of the experiment in the test tube number **2** \_\_\_\_\_

iii) The process of anaerobic respiration in plants is also called \_\_\_\_\_.

iv) Write the word equation showing what happen in the test tube number **1**  
\_\_\_\_\_

v) An anaerobic respiration in animals occur during  
\_\_\_\_\_

vi) The compound formed during anaerobic respiration in animal is \_\_\_\_\_.

vii) Write the word equation that represents the anaerobic respiration in animals  
\_\_\_\_\_

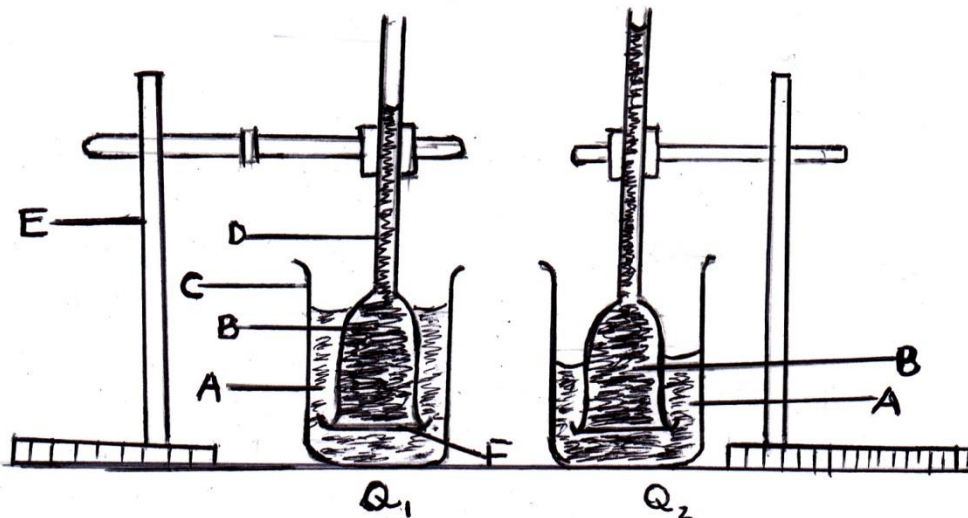
9. b) In the process of osmosis a solution which has the:

i) Greater volume of water and a lesser quantity of solute is said to be  
\_\_\_\_\_.

ii) Lower volume of water and greater quantity of solute is said to be  
\_\_\_\_\_.

iii) Same potential it is said to be \_\_\_\_\_

iv) The diagram below shows the demonstration of the process of osmosis using the Visking tubing, label the letters in the apparatus as shown.



C \_\_\_\_\_ D \_\_\_\_\_  
 E \_\_\_\_\_ F \_\_\_\_\_

v) Compare the levels of solutions A and B in fig Q<sub>1</sub> and in fig Q<sub>2</sub>.

In fig Q<sub>1</sub> the level of solution A is \_\_\_\_\_

and in fig Q<sub>2</sub> the level of solution A is \_\_\_\_\_.

In fig Q<sub>1</sub> the level of solution B is \_\_\_\_\_

and in fig Q<sub>2</sub> the level of solution B is \_\_\_\_\_.

vi) The function of the labelled item F is \_\_\_\_\_.

10. a) Name any two (2) types of water-borne disease.

b) Tuberculosis is an air-borne communicable disease. Write a short essay about it, using the following sub-headings as a guidelines

i) The cause and the transmission of the disease

ii) The signs or symptoms of the disease





**Candidate's Examination Number** \_\_\_\_\_

---

---

---

---

---

---

---

---

---

---

---

---

---

---

---

---

---

---

---

---

---

---

---

---

-----